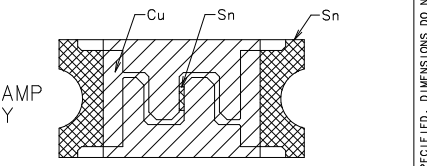
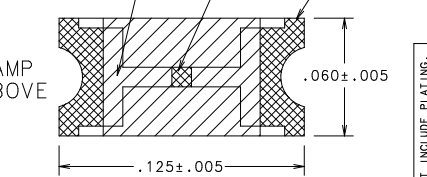
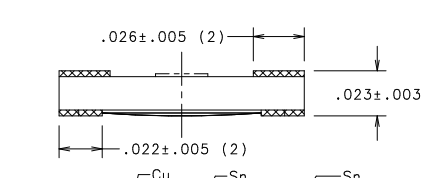
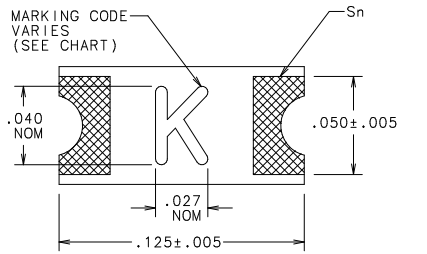
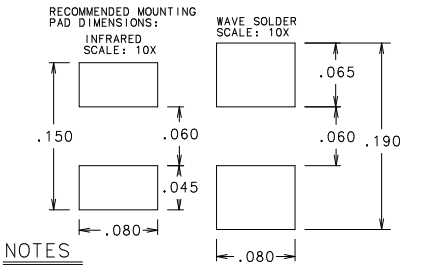


CATALOG NO	RATING (AMPS)	VOLTAGE RATING	INTERRUPTING RATING	COLD RESIST. mOHMS	VOLTAGE DROP NOM V	MARKING CODE
0466.125NR	1/8	125V	50A	1500-2500	-	B
0466.200NR	.200	125V	50A	690-1185	-	C
0466.250NR	1/4	125V	50A	440-800	-	D
0466.375NR	3/8	125V	50A	300-460	-	E
0466.500NR	1/2	63V	50A	180-305	-	F
0466.750NR	.75	63V	50A	88-124	-	G
0466001.NR	1.0	63V	50A	63-87	-	H
04661.25NR	1-1/4	63V	50A	48-66	-	J
046601.5NR	1-1/2	63V	50A	39-52	-	K
04661.75NR	1-3/4	63V	50A	32-43	-	L
0466002.NR	2	63V	50A	26-34	-	N
046602.5NR	2-1/2	32V	50A	20-26	-	O
0466003.NR	3.0	32V	50A	16-22	-	P
0466004.NR	4.0	24V	35A	12-16	-	S
0466005.NR	5.0	24V	35A	9.5-12.1	-	T
0466007.NR	7.0	24V	35A	6.5-8.3	-	U
0466010.NR	10.0	24V	35A	4.3-5.6	-	X



1 OF RATING	OPENING TIME
100%	4 HOURS MIN
200%	5 SECONDS MAX
300%	0.2 SECONDS MAX

1. MEASURED AT 10% RATED CURRENT, 25°C



- NOTES**
- CONSTRUCTION MATERIALS:  
BODY: ADVANCED HIGH TEMPERATURE SUBSTRATE  
TERMINATIONS: COPPER/NICKEL/TIN (MATTE FINISH)  
COVER COAT: CONFORMAL COATING
  - INSULATION RESISTANCE (AFTER OPENING):  
EXCEED 10kΩ
  - OPERATING TEMPERATURE RANGE:  
-55°C TO 125°C
  - VIBRATION:  
WITHSTANDS 10-55 HZ PER MIL-STD-202F, METHOD 201A AND 10-2000 HZ AT 20G'S PER MIL-STD-202F, METHOD 204D, CONDITION D
  - THERMAL SHOCK:  
WITHSTANDS 5 CYCLES OF -55°C TO 125°C
  - RESISTANCE TO SOLDERING HEAT:  
WITHSTANDS 60 SECONDS ABOVE 200°C UP TO 260°C MAXIMUM.
  - SOLDERING PARAMETERS:  
WAVE SOLDER - 260°C, 10 SECONDS, MAX.  
INFRARED SOLDER - 260°C, 30 SECONDS, MAX.
  - PACKAGING:  
8mm TAPE AND REEL PER EIA - RS481 (EQUIVALENT TO IEC 286 - 3); 5000 FUSES PER REEL.
  - METER EXCITATION CURRENT MUST BE LESS THAN 10% OF FUSE RATING.

BILL OF MATERIAL				FINISH		DESCRIPTION		QTY/M	U/M
COPIES TO	DATE	SCALE	90.1	DATE	2/6/02	DATE	DATE	DATE	DATE
1	9 18	DRW	JMB	1	DRW	SCALE	90.1	OR NOTED	
2	10 19	CHK		2	CHK	DATE	DATE	SUPER DRW	
3	12 20	APPD		3	APPD	DATE	DATE	RAW STK WT	
4	13 21			4		DATE	DATE		
5	14 23			5		DATE	DATE		
6	15 33			6		DATE	DATE		
7	16 43			7		DATE	DATE		
8	17 53			8		DATE	DATE		
TOLERANCE UNLESS OTHERWISE SPECIFIED TWO PLACE DEC ±.010 FRACTION ± THREE PLACE DEC ±.005 ANGULAR ±1°				LBS/M		TITLE		SLIM 1206 "LEAD FREE" SMF FUSE (1206" CHIP SIZE)	
NO COMPONENT NO				FINISH		DESCRIPTION		QTY/M	U/M
LTR				REVISION		CHK		APD	
A				60806 - RELEASED 3/26/02		JMB			

UNLESS OTHERWISE SPECIFIED, DIMENSIONS DO NOT INCLUDE PLATING.  
 DENOTES CRITICAL CHARACTERISTICS.  
 DENOTES CPK DIMENSIONS - MINIMUM CPK VALUE  
 DENOTES A CHARACTERISTIC THAT PROVIDES AN INDICATION  
 OF THE PROCESSING TO BE USED IN THE INSPECTION PROCEDURE FOR MEASUREMENT  
 OF THIS CHARACTERISTIC.  
 UNLESS OTHERWISE SPECIFIED, INSPECTION INSTRUCTIONS.  
 DENOTES CP DIMENSIONS - MINIMUM CP VALUE  
 DIMENSIONS WITHIN THE DIMENSIONAL LIMITATIONS  
 INDICATED ARE FOR MAXIMUM TOOL LIFE.

**CONTROLLED DOCUMENT**

DATE	REV	BY	DESCRIPTION

OUTLINE  
0466000.NR

Littlefuse  
DES PLAINES, ILLINOIS 60018