

PLEASE CHECK WWW.MOLEX.COM FOR LATEST PART INFORMATION

Part Number: [0191640043](#)
Status: **Active**
Description: Perma-Seal™ Step Down Butt Splice for 14-16 AWG to 18-22 AWG Wire

Documents:

[Drawing \(PDF\)](#) [RoHS Certificate of Compliance \(PDF\)](#)

General

Product Family	Splices
Series	19164
Comments	Step down: 14/16 to 18/22 AWG
Crimp Quality Equipment	Yes
Mil-Spec	N/A
Product Name	Butt - Step Down, Perma-Seal™

Physical

Barrel Type	Closed
Insulation	NiAc™
Packaging Type	Bag
Temperature Range - Operating	-55°C to +125°C
Wire Insulation Diameter	5.84mm (.230") max
Wire Size AWG	14, 16, 18, 20, 22
Wire Size mm²	1.94 - 0.38

Electrical

Voltage - Maximum	600V
-------------------	------

Material Info

Old Part Number	SBA-631
-----------------	---------

Reference - Drawing Numbers

Sales Drawing	SD-19164-029
---------------	--------------




Series

image - Reference only

EU RoHS

**ELV and RoHS
Compliant**
REACH SVHC
 Not Reviewed
**Halogen-Free
Status**

China RoHS



Not Reviewed

**Need more information on product
environmental compliance?**

Email productcompliance@molex.com
 For a multiple part number RoHS Certificate of
 Compliance, [click here](#)

Please visit the [Contact Us](#) section for any
 non-product compliance questions.

Search Parts in this Series

19164Series

Application Tooling | FAQ

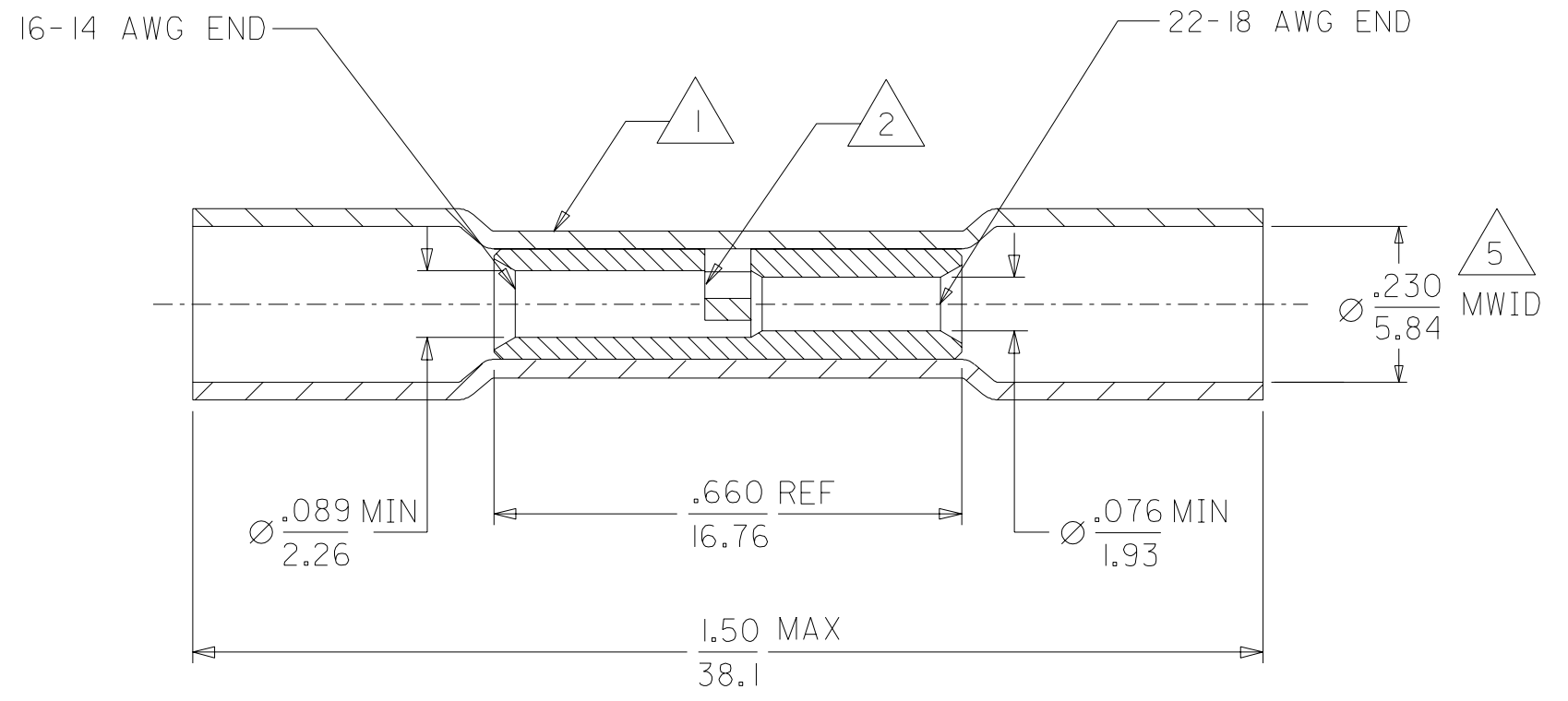
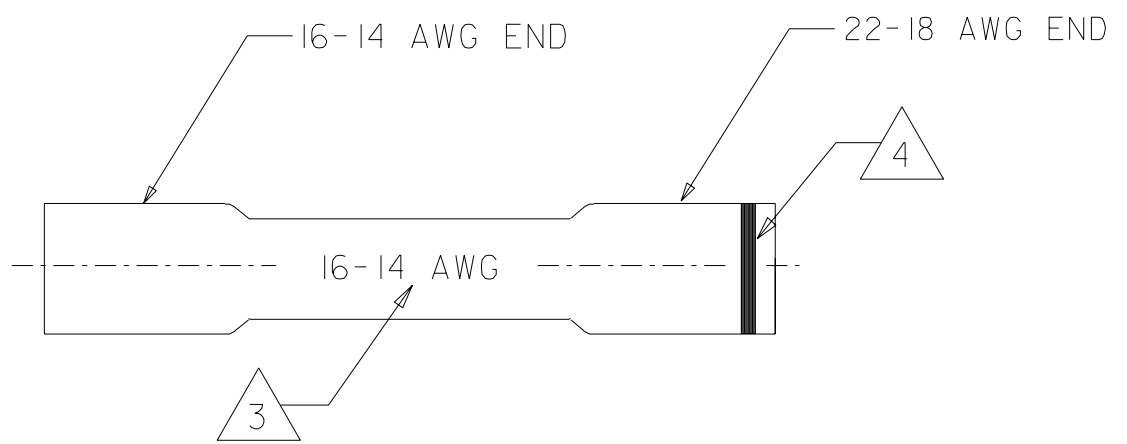
*Tooling specifications and manuals are
 found by selecting the products below.
 Crimp Height Specifications are then
 contained in the Application Tooling
 Specification document.*

Global

Description	Product #
Hand Crimp Tool	0640014500
Hand Crimp Tool, UL Approved	0640017400
Crimp Head for the AT-200™ Pneumatic Hand Tool	0640054500
Power Crimp Tool Head for Prema-Seal™ Terminals 10-22 AWG	0640057400

MATERIAL NUMBER	ENGINEERING NUMBER
191640043	SBA-631

E-19164-029



NOTES,

- 1. INSULATION MATERIAL: HEAT SHRINKABLE TUBING WITH HOTMELT INNER LINER, COLOR BLUE.
- 2. SEAMLESS TIN PLATED COPPER TERMINAL.
- 3. PRINTED TEXT IN BLACK .06 HIGH AS SHOWN. DIRECTION CAN BE REVERSED DUE TO MFG PROCESSES.
- 4. RED STRIPE ORIENTATED ON 22-18 AWG END OF CONNECTOR.
- 5. MWID-MAXIMUM WIRE INSULATION DIAMETER.

SALES DRAWING

NEW RELEASE EC NO. ETC2003-0088 DRWN: BRE 03/01/30 CHK: HEB 03/01/30 APPR: RWD 03/01/30	DESCRIPTION MAJOR $\nabla=0$ CRITICAL $\nabla C=0$	GENERAL TOLERANCES: (UNLESS SPECIFIED)		SCALE NO: NE	DESIGN UNITS <input type="checkbox"/> mm <input checked="" type="checkbox"/> INCH	THIRD ANGLE PROJECTION	DIMENSIONS: <input type="checkbox"/> mm <input checked="" type="checkbox"/> INCH <input type="checkbox"/> mm ONLY	SHT REV		
		4 PLACES $\pm 0.$ $\pm .$	3 PLACES $\pm 0.$ $\pm .005$	2 PLACES ± 0.13 $\pm .01$	1 PLACE ± 0.01 $\pm .$	DRAWN BY & DATE RCM 9/10/28		TITLE: STEP DOWN BUTT SPLICE PERMA-SEAL 16-14 AWG TO 22-18 AWG		
		ANGULAR: $\pm 1/2^\circ$		DRAFT WHERE APPLICABLE MUST REMAIN WITHIN DIMENSIONS		CHECKED BY & DATE JM 9/10/28		MOLEX INCORPORATED		
		APPROVED BY & DATE FP 9/10/28		CAD FILENAME SD-19164-029 .DGN		MATERIAL NO. SEE CHART		DRAWING NO. SD-19164-029		SHEET NO. 1 OF 1
REV A		THIS DRAWING CONTAINS INFORMATION THAT IS PROPRIETARY TO MOLEX INCORPORATED AND SHOULD NOT BE USED WITHOUT WRITTEN PERMISSION.							SIZE B	