


OZRF1007D



Application

Telecommunication and data transmission

Product Features

Telecom Power Cross Protection

Operating (Hold Current) Range

0.08 A ~ 0.18A

Maximum Voltage

60VDC

Temperature Range

-40°C to 85°C

Agency Approval

TUV (Std. EN60738-1-1, Cert. R50102125)

UL Component (Std. UL1434, File E305051)

UL Conditions of Acceptability:

- These devices have been investigated for use in safety circuits and are suitable as a limiting device.
- These devices have been calibrated to limit the current to 8 amps within 5 seconds, per ANSI/NFPA 70, "National Electrical Code"

Product Dimensions

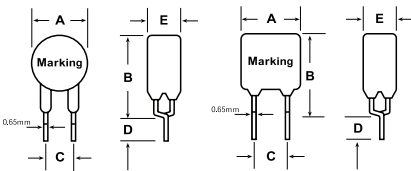


Fig 1 All dimensions in mm

Fig 2

Part Number	Fig	Lead Size ∅	A	B	C	D	E
			Max	Max	Typical	Min	Max
OZRF0008FF	1	0.65	5.8	9.6	5	4.7	4.6
OZRF0011FF	1	0.65	6.8	9.9	5	4.7	4.6
OZRF0012FF	2	0.65	6.5	11.0	5	4.7	4.6
OZRF0015FF	2	0.65	6.5	11.0	5	4.7	4.6
OZRF0018FF	2	0.65	10.9	12.6	5	4.7	4.6

Standard Package

P/N	Bulk		Reel / Tape	
	Pcs / Box	P/N Code	Pcs / Reel	P/N Code
OZRF0008FF-0015FF	3000	1E	1500	2B
OZRF0018FF	1000	1A	n/a	n/a

Radial Leaded PTC
OZRF Series

RoHS6 Compliant

Electrical Characteristics (23°C)

	Part Number (Bulk)	Hold Current I _H , A	Trip Current I _T , A	Max Time to Trip @ 5xI _H Seconds	Max Time to Trip @ 8A (See UL Note 2) Seconds	Max Current I _{max} , A	Rated Voltage V _{max} , V _{dc}	Max Interrupt Voltage V _{Imax} , V _{ac}	Resistance Tolerance		
									R _{min}	R _{max}	R _{1max}
A	OZRF0008FF1E	0.08	0.16	4.1	0.010	3	60	250	14.0	22.00	33
B	OZRF0011FF1E	0.11	0.22	5.5	0.050	3	60	250	5.0	11.00	16
C	OZRF0012FF1E	0.12	0.24	5.7	0.050	3	60	250	4.0	12.00	16
D	OZRF0015FF1E	0.15	0.29	6.8	0.100	3	60	250	3.0	7.50	12
E	OZRF0018FF1A	0.18	0.65	20.0	0.100	10	60	250	0.8	2.20	4

- I_H** Hold current-maximum current at which the device will not trip in still air at 23°C.
- I_T** Trip current-minimum current at which the device will always trip in still air at 23°C.
- I_{max}** Maximum fault current device can withstand without damage at rated voltage (V_{max}).
- V_{max}** Maximum voltage device can withstand without damage at its rated current.
- V_{Imax}** The highest short duration (15 minutes or less) voltage that device can safely interrupt under specified fault conditions.
- P_d** Typical power dissipated by device when in tripped state in 23°C still air environment.
- R_{min}** Minimum device resistance at 23°C.
- R_{max}** Maximum device resistance at 23°C.
- R_{1max}** Maximum device resistance at 23°C, 1 hour after initial device trip.

Physical specifications

Lead material

Tin plated copper, 22 AWG.

Soldering characteristics

MIL-STD-202, Method 208E.

Insulating coating

Flame retardant epoxy, meets UL-94-V-0 requirements.

PTC Marking

"bel" or "b", IH code and "RF".

Note

OZRF products are designed to assist equipment to comply with ITU, UL1950 and/or GR1089 specifications

Caution

OZRF devices are not intended for continuous use of Line Voltage such as 120

VAC ~ 600VAC and above.

Specifications subject to change without notice

Radial Leaded PTC

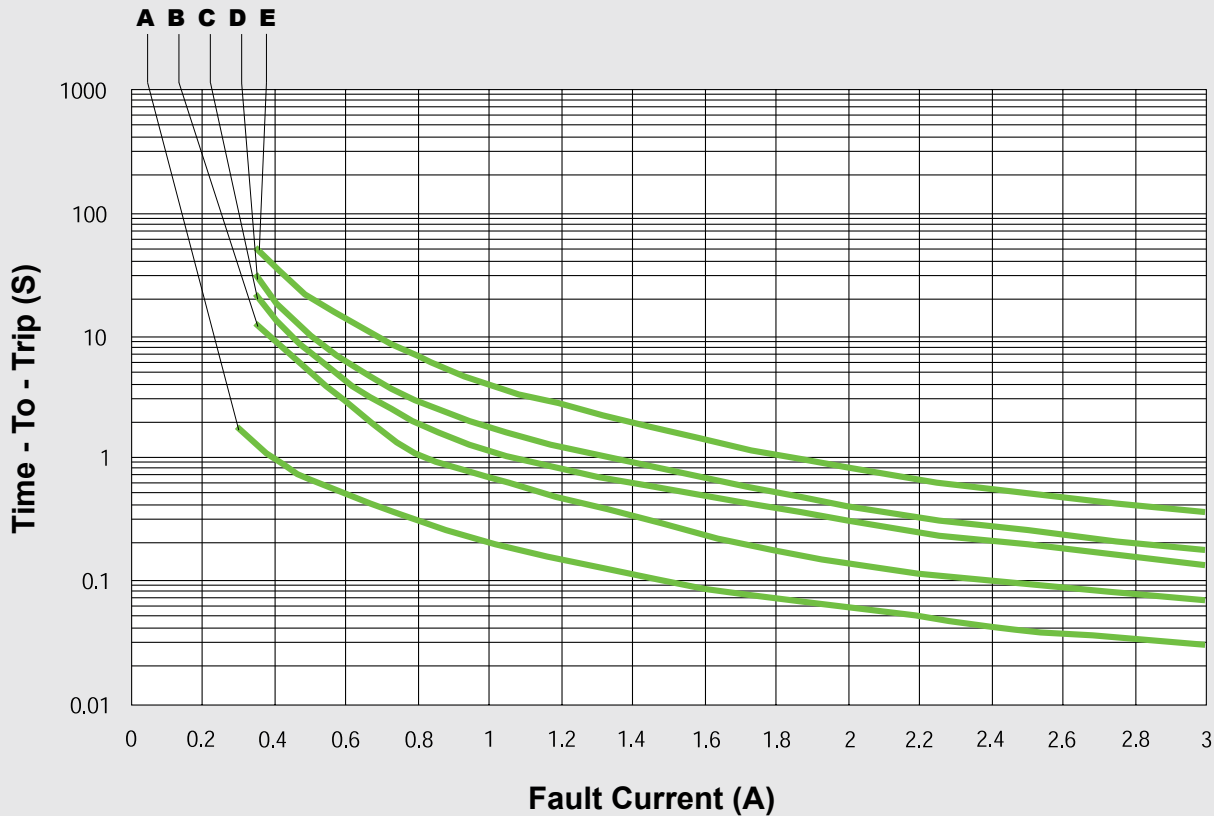
0ZRF Series

RoHS6 Compliant

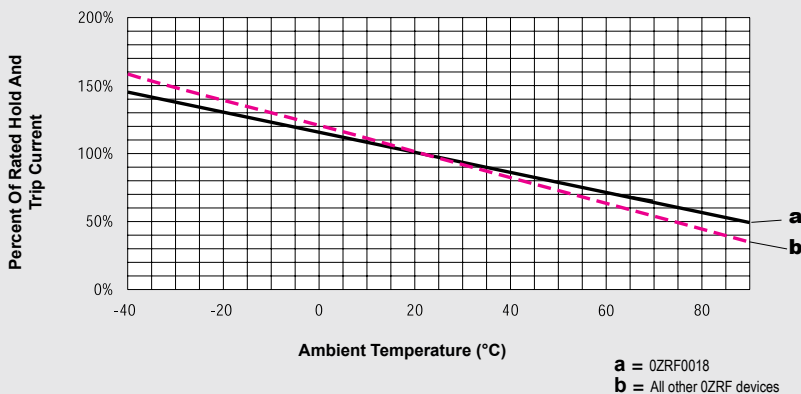
0ZRF1007C

Typical Time - To - Trip at 23°C

(See Elec. Characteristics Table for P/N - Curve Correlation)



Thermal Derating Curve



Cautionary Notes

1. Operation beyond the specified maximum ratings or improper use may result in damage and possible electrical arcing and/or flame.
2. These Polymer PTC (PPTC) devices are intended for protection against occasional overcurrent/ overtemperature fault conditions and may not be suitable for use in applications where repeated and/ or prolonged fault conditions are anticipated.
3. Avoid contact of PTC device with chemical solvent. Prolonged contact may adversely impact the PTC performance.
4. These PTC devices may not be suitable for use in circuits with a large inductance, as the PTC trip can generate circuit voltage spikes above the PTC rated voltage.

Specifications subject to change without notice

Corporate Office

Bel Fuse Inc.

206 Van Vorst Street, Jersey City, NJ 07302
 Tel: 201-432-0463
 Fax: 201-432-9542
 E-Mail: belfuse@belfuse.com
 Website: www.belfuse.com

Far East Office

Bel Fuse Ltd.

8F/8 Luk Hop Street
 San Po Kong
 Kowloon, Hong Kong
 Tel: 852-2328-5515
 Fax: 852-2352-3706

European Office

Bel Stewart GmbH

Industriestrasse 20
 61381 Friedrichsdorf
 Germany
 Tel: 49.6172.9552.0
 Fax: 49.6172.9552.40