

176-760

# HEADERS and COVERS

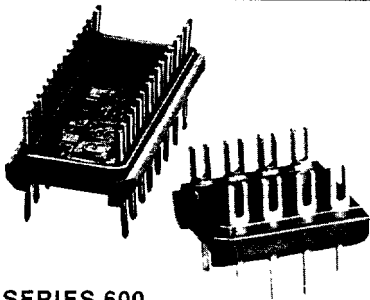
Aries offers a complete line of DIP Headers and Covers useful for mounting components, such as resistors, diodes, etc., into a compact package. All sizes of headers have protective covers in sizes to provide mounting of 1/8" to 3/4" high components. Either coined or screw machined terminals provide a wide variety of component mounting possibilities.

### FEATURES


- Coined contacts provide extra thickness at solder area for increased reliability.
- High forked contacts hold component leads up to .025 (0,63) diameter for ease of soldering.
- Bath tub body design facilitates mounting of cylindrical components in cord wood fashion.
- Unique snap-on covers protect components and eliminate entrapment of foreign matter
- Pin positions are numbered and 45 degree chamfer denotes Pin 1 on both header body and covers.
- Four cover heights to provide mounting of 1/8" high to 3/4" high components.

### SPECIFICATIONS


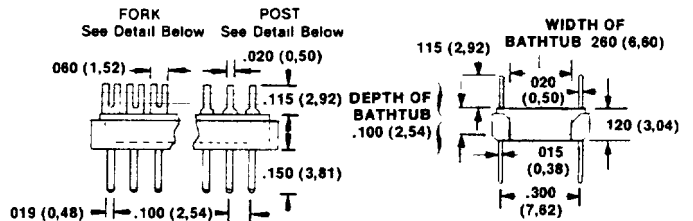
**Contacts:** Dual thickness coined contacts of half-hard brass.  
**Plating:** 10μ (0,25μm) gold per MIL-G-45204 over 50μ (1,27μm) nickel per QQN-290 or 100μ (2,54μm) tin plating per MIL-T-10727  
**Body:** Glass filled thermoplastic



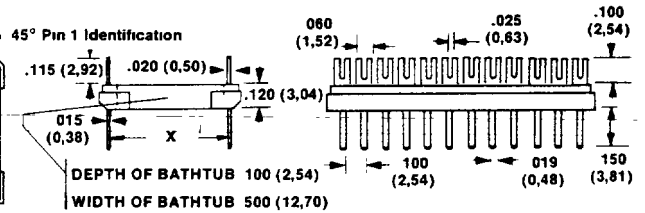
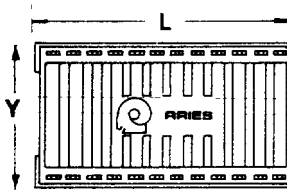
**SERIES 600**  
 .300 (7,62) Centers  
 2 thru 20 Pin  
 Coined Contacts (Forked and Post)



No of Pins	L. Dim.
2	.095 (4,82)
4	.250 (6,35)
6	.350 (8,89)
8	.450 (11,43)
10	.550 (13,97)
12	.650 (16,51)
14	.750 (19,05)
16	.850 (21,59)
18	.950 (24,13)
20	1.050 (26,67)


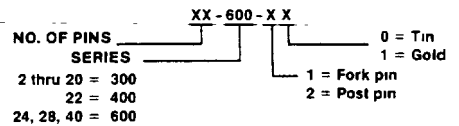


.400 (10,16) and  
 .600 (15,24) Centers  
 .400 (10,16)-22 pin only  
 24, 28 and 40 pin .600 (15,24) Centers  
 Coined Contacts (Forked and Post)



### HOW TO ORDER (HEADERS)

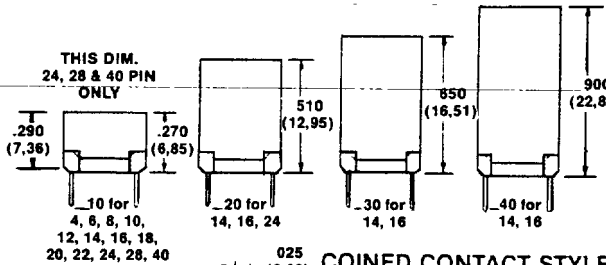
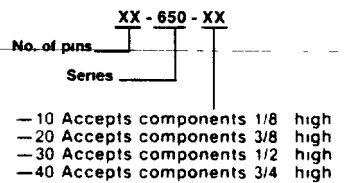
No. of Pins	L. Dim.	X Dim.	Y Dim.
22	1.150 (29,21)	.400 (10,16)	.495 (12,57)
24	1.250 (31,75)	.600 (15,24)	.695 (17,65)
28	1.450 (36,83)	.600 (15,24)	.695 (17,65)
40	2.050 (52,07)	.600 (15,24)	.695 (17,65)



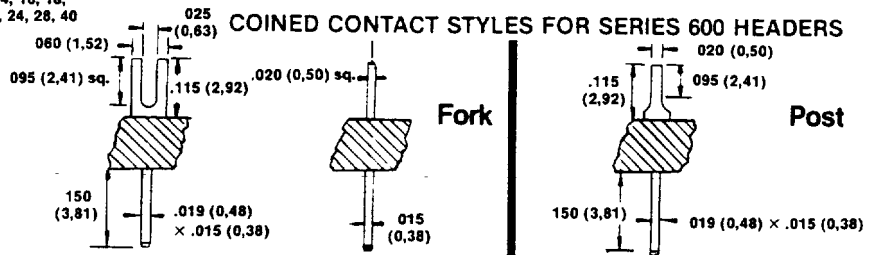
**SERIES 650 HEADER COVERS**

**FOR POLARIZED HEADER and SOCKET**  
 14 thru 16 Pin  
 Bifurcated Contacts  
 .300 (7,62) Centers -  
 Consult Factory

### HOW TO ORDER (COVERS)



### COINED CONTACT STYLES FOR SERIES 600 HEADERS



P O Box 130, Frenchtown, NJ 08825  
 Phone 1-908-996-6841  
 FAX 1-908-996-3891

